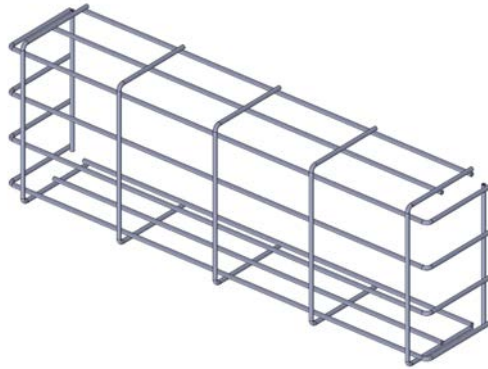



## V-WGVL520 & V-WGVL550 WIRE GUARD INSTALLATION INSTRUCTIONS

**V-WGVL520****V-WGVL550**

### FEATURES

- Indoor or Outdoor Use
- Bright zinc plated
- Heavy 3 gauge wire construction
- Nylon Cable Clamps for mounting
- Packaged in sets of two (2)

### DIMENSIONS/WEIGHT

#### V-WGVL520

##### Inside Dimensions:

- 22.9" L x 7.2" H x 4.0" D  
(58.2cm x 18.3cm x 10.2cm)
- Weight: 2.5 lbs each. (1.13kg)

#### V-WGVL550

##### Inside Dimensions:

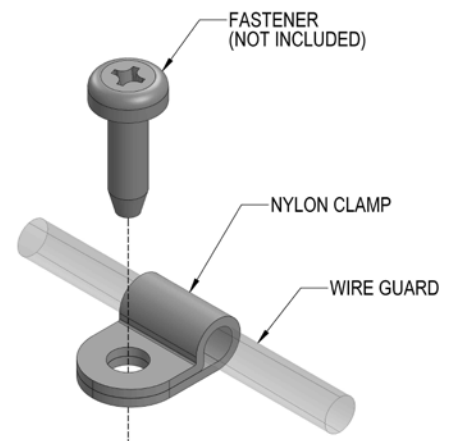
- 44.5" L x 7.2" H x 4.0" D  
(113.0cm x 18.3cm x 10.2cm)
- Weight: 4.4 lbs each. (2.00kg)

### Ordering Information:

- Part number V-WGVL520-2 includes (2) V-WGVL520 Wire Guards for use with VL520 signs.
- Part number V-WGVL550-2 includes (2) V-WGVL550 Wire Guards for use with VL550 signs.

### INSTALLATION

Each Wire Guard includes Nylon Cable Clamps for attaching the guard to the wall. Six clamps are included with each V-WGVL520 and eight clamps with each V-WGVL550. The clamp will accept up to a size #10 screw (0.2"). Hardware to attach the clamps to the wall is not included. The clamps should be spaced around the wire guard to align with structural members (for example, wall studs) to ensure secure mounting.

**Figure 1. Clamp for wire guard**