

VM-SRLY Smart Relay

INTRODUCTION

The VM-SRLY Smart Relay module is designed for use with Valcom SIP Intercoms. The Smart Relay provides both a Normally Open and Normally Closed (Form C) output connection for use with auxiliary equipment such as electric door strikes, gate openers, etc.



SPECIFICATIONS

Access Methods

- Valcom SIP Intercoms

Features

- Smart signaling reduces possibility of tampering
- 1 Form C relay

Dimensions/Weight:

- 2.5" H x 1.25" W x 1.25" D (6.4 cm H x 3.2 cm W x 3.2 cm D)
- Weight: 1 oz. (28 g)

Nominal Specifications

Relay Current: 1 AMP @ 24VDC

Environment





Temperature: 0 to +40° C
Humidity: 0 to 85% non-precipitating

Compatibility

The VM-SRLY is compatible with the following Valcom SIP Products:

- VIP-176
- VIP-180

Precautionary Designations

	CAUTION RISK OF ELECTRIC SHOCK DO NOT OPEN	
CAUTION: To reduce the risk of electric shock, Do not remove cover. No user serviceable parts inside. Refer servicing to qualified service personnel.		
	This symbol indicates that dangerous voltage constituting a risk of electric shock is present within this unit.	
	This symbol indicates that there are important operating and maintenance instructions in the literature accompanying this unit.	

FCC Information

This equipment has been tested and found to comply with the limits for a Class A digital device, pursuant to Part 15 of the FCC Rules. These limits are designed to provide reasonable protection against harmful interference when the equipment is operated in a commercial environment. This equipment generates uses and can radiate radio frequency energy and if not installed and used in accordance with the instruction manual, may cause harmful interference to radio communications. Operation of this equipment in a residential area may cause harmful interference in which case the user will be required to correct the interference at his own expense.

INSTALLATION

Operation

The VM-SRLY provides one Normally Open and one Normally Closed (Form C) relay connection for use with Valcom SIP Doorphone/Intercom devices. The relay is activated by pressing a digit on the calling telephone. The relay is typically used to activate door entry equipment, gates, etc.

Mounting

The VM-SRLY can be mounted to a solid surface using the double-sided tape affixed to the back of the module, or can be attached using the #4 x 3/4" screw included with the module. See Figure 1.

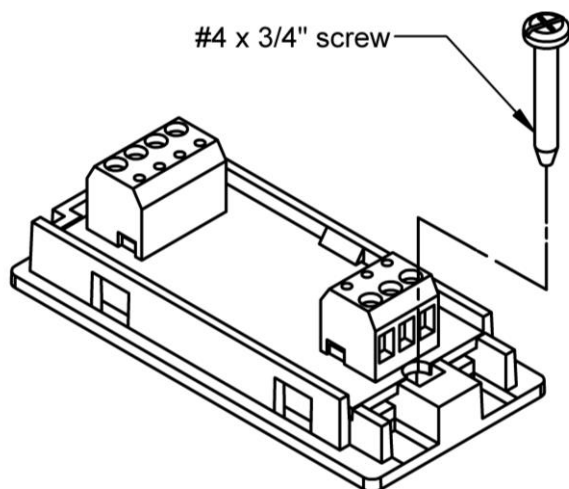


Figure 1. Mounting

Power / Signal Connections

The power and signal connections are provided to the VM-SRLY by a four wire connector. The recommended wiring uses two pairs from a standard Category 3 (or better) twisted-pair cable. The screw terminal block is removable for ease of installation. Make the connection from the Valcom SIP Doorphone/Intercom device to the VM-SRLY following the diagram shown in Figure 2.

Relay Connections

Access to the form C relay is provided via a three pin screw terminal block on the VM-SRLY. The screw terminal block is removable for making connections. The Common contact is the middle terminal. The normally open contact is labeled "NO" and the normally closed contact is labeled "NC". Make connections between NO and Common, or NC and Common, as necessary. See Figure 2.

SETUP

No setup is necessary for the VM-SRLY. Information related to activating the VM-SRLY from a Valcom SIP Doorphone/Intercom device will need to be programmed into the SIP Doorphone using a computer. The PC used for programming should be connected to the same subnet as the Doorphone. Setup will be done using the IP Solution Setup Tool. Download the latest version of the free IP Solutions Setup Tool from the Valcom web site at www.valcom.com/vipsetuptool

TECHNICAL ASSISTANCE

Assistance in troubleshooting is available from the factory. Call (540) 563-2000 and press 1 for Technical Support or via email at support@valcom.com.

When requesting assistance, you should include all available information. General information and troubleshooting procedures are available on the Valcom website at www.valcom.com. Valcom equipment is not field repairable. Valcom, Inc. maintains service facilities in Roanoke, VA.

Should repairs be necessary, attach a tag to the unit clearly stating your company name, address, phone number, contact person and the nature of the problem.

Send the unit to:

**Valcom, Inc.
Repair & Return Dept.
5614 Hollins Road
Roanoke, Va. 24019-5056**

VALCOM LIMITED WARRANTY

Valcom, Inc. warrants its products only to the original purchaser, for its own use, to be free from defects in materials and workmanship under conditions of normal use and service for a period of one year from the date of shipment. This Limited Warranty obligation shall be limited to the replacement, repair or refund of any such defective device within the warranty period, provided that:

1. inspection by Valcom, Inc. indicates the validity of the claim;
2. the defect is not the result of damage, misuse or negligence after the original shipment;
3. the product has not been altered in any way or repaired by others and that factory sealed units are unopened (a service charge plus parts and labor will be applied to units defaced or physically damaged);
4. freight charges for the return of products to Valcom are prepaid;
5. all units 'out of warranty' are subject to a service charge. The service charge will cover minor repairs (major repairs will be subject to additional charges for parts and labor).

This Limited Warranty is in lieu of and excludes all other warranties, expressed or implied and in no event shall Valcom, Inc. be liable for any anticipated profits, consequential damages, loss of time or other losses incurred by the buyer in connection with the purchase, operation, maintenance, installation, removal or use of the product. The maximum liability of Valcom under this warranty is limited to the purchase price of the specific Product covered by the warranty.

Disclaimer. Except for the Limited Warranty provided herein, the product is provided "as-is" without any warranty of any kind whatsoever including, without limitation, any **WARRANTY OF MERCHANTABILITY, FITNESS FOR A PARTICULAR PURPOSE OR NON-INFRINGEMENT.**

This warranty specifically excludes damage incurred in shipment. In the event a product is received in damaged condition, the carrier should be notified immediately. Claims for such damage should be filed with the carrier involved in accordance with the F.O.B. point.

Headquarters:
Valcom, Inc.
5614 Hollins Road Roanoke, VA 24019-5056
Phone: (540) 563-2000 FAX: (540) 362-9800

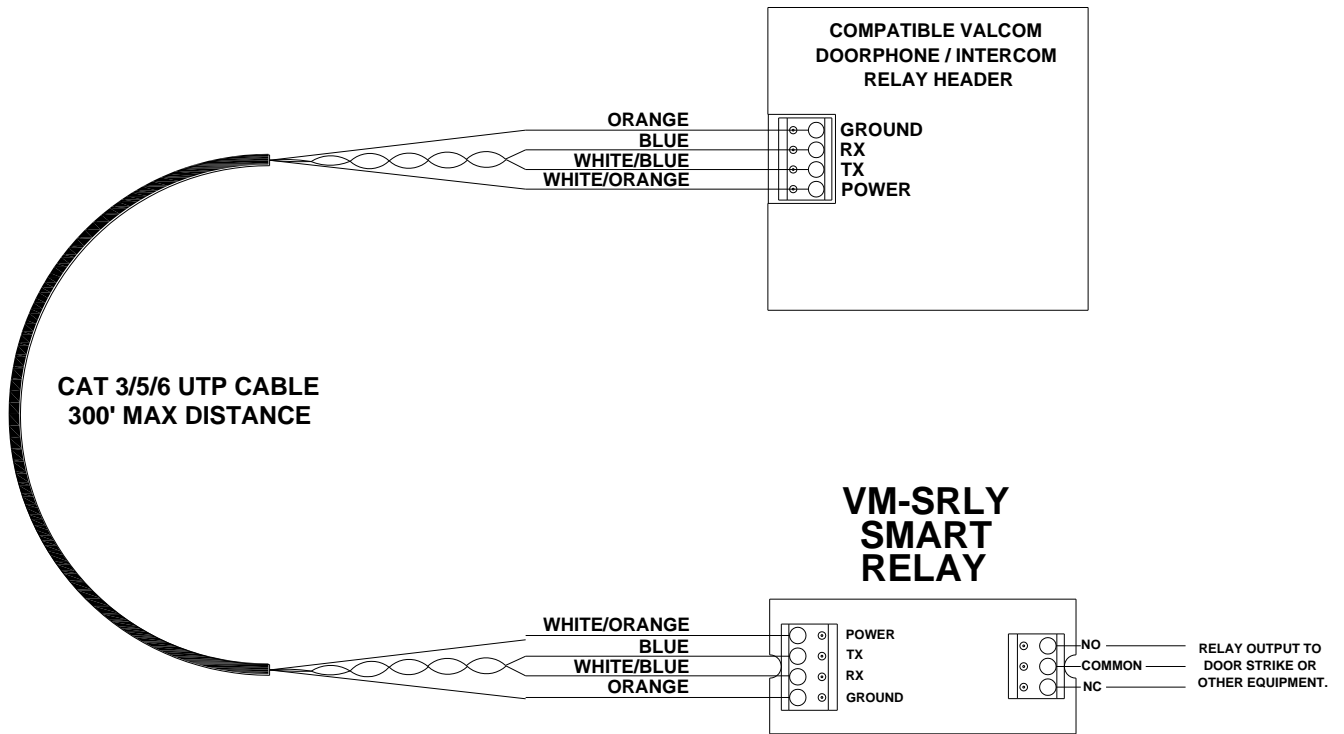


Figure 2. Signal / Relay Connections