

VIP-120-IC INFORMACAST® COMPLIANT ONE-WAY IP CEILING SPEAKER

INTRODUCTION

The VIP-120-IC One-Way IP Ceiling Speaker is compatible with Singlewire InformaCast and InformaCast CK systems, allowing page zones to be extended anywhere on the IP network. All control of the speaker features is performed through the InformaCast system. The enclosure is made of steel with a durable white powder-coated finish. Power is provided to the VIP-120-IC via a Power over Ethernet (PoE) switch meeting the 802.3af specification.



SPECIFICATIONS

Access Methods

- InformaCast, InformaCast CK
- HTTP interface for status & configuration

Features

- RJ-45 network connection
- Power over Ethernet (PoE) 802.3af compatible
- High Efficiency Class-D Amplifier
- DHCP addressable
- Firmware upgradeable for future needs
- Line output supports Valcom Amplified Speakers

INSTALLATION

FCC Information

This equipment has been tested and found to comply with the limits for a Class A digital device, pursuant to Part 15 of the FCC Rules. These limits are designed to provide reasonable protection against harmful interference when the equipment is operated in a commercial environment. This equipment generates, uses and can radiate radio frequency energy and if not installed and used in accordance with the instruction manual, may cause harmful interference to radio communications. Operation of this equipment in a residential area may cause harmful interference in which case the user will be required to correct the interference at his own expense.



DIMENSIONS/WEIGHT

- 13.00" Dia x 3.00" D
(33.02cm Dia. x 7.62cm D)
- Weight: 2.5 lbs (1.13 kg)

Environment

Temperature: 0 to +40° C
Humidity: 0 to 85% non-precipitating

Precautionary Designations

| | | |
|--|--|---|
|  | CAUTION RISK OF ELECTRIC SHOCK DO NOT OPEN |  |
| <p>CAUTION: To reduce the risk of electric shock, Do not remove cover. No user serviceable parts inside. Refer servicing to qualified service personnel.</p> | | |
|  | <p>This symbol indicates that dangerous voltage constituting a risk of electric shock is present within this unit.</p> | |
|  | <p>This symbol indicates that there are important operating and maintenance instructions in the literature accompanying this unit.</p> | |

Packing List

| Qty. | Item |
|------|-------------------|
| 1 | VIP-120-IC |
| 1 | VSP Document |
| 1 | RJ-45 Patch Cable |

MOUNTING

Cut an 8.50" diameter in ceiling tile. After network connections have been made to the speaker, attach speaker to ceiling tile using the mounting hardware provided. (A metal backbox with rails is available separately as model V-9816M)

Network Connection

The VIP-120-IC has one CAT-5 RJ-45 network connector on the rear panel. Use the supplied CAT-5 patch cable to connect the VIP-120-IC to an Ethernet switch. (See Figure 1).

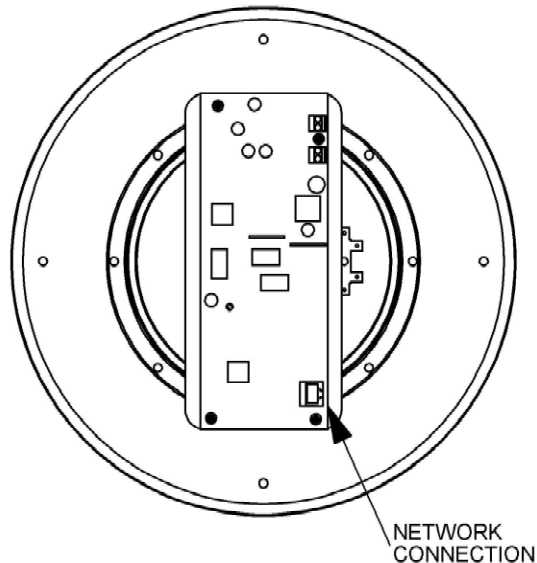


Figure 1. VIP-120-IC Connections

TECHNICAL ASSISTANCE

When trouble is reported, verify power is being supplied to the unit and there are no broken connections. If a spare unit is available, substitute a spare unit for the suspected defective unit.

When requesting assistance, you should include all available information. It is strongly suggested that you review the information available at <http://www.valcom.com/informacast>.

Valcom equipment is not field repairable. Valcom, Inc. maintains service facilities in Roanoke, VA. Should repairs be necessary, attach a tag to the unit clearly stating your company name, address, phone number, contact person and the nature of the problem. Send the unit to:

Valcom, Inc.
Repair & Return Dept.
5614 Hollins Road
Roanoke, Va. 24019-5056

VALCOM LIMITED WARRANTY

Valcom, Inc. warrants its products only to the original purchaser, for its own use, to be free from defects in materials and workmanship under conditions of normal use and service for a period of one year from the date of shipment. This Limited Warranty obligation shall be limited to the replacement, repair or refund of any such defective device within the warranty period, provided that:

1. inspection by Valcom, Inc. indicates the validity of the claim;
2. the defect is not the result of damage, misuse or negligence after the original shipment;
3. the product has not been altered in any way or repaired by others and that factory sealed units are unopened (a service charge plus parts and labor will be applied to units defaced or physically damaged);
4. freight charges for the return of products to Valcom are prepaid;
5. all units 'out of warranty' are subject to a service charge. The service charge will cover minor repairs (major repairs will be subject to additional charges for parts and labor).

This Limited Warranty is in lieu of and excludes all other warranties, expressed or implied and in no event shall Valcom, Inc. be liable for any anticipated profits, consequential damages, loss of time or other losses incurred by the buyer in connection with the purchase, operation, maintenance, installation, removal or use of the product. The maximum liability of Valcom under this warranty is limited to the purchase price of the specific Product covered by the warranty.

Disclaimer. Except for the Limited Warranty provided herein, the product is provided "as-is" without any warranty of any kind whatsoever including, without limitation, any **WARRANTY OF MERCHANTABILITY, FITNESS FOR A PARTICULAR PURPOSE OR NON-INFRINGEMENT.**

This warranty specifically excludes damage incurred in shipment. In the event a product is received in damaged condition, the carrier should be notified immediately. Claims for such damage should be filed with the carrier involved in accordance with the F.O.B. point.

Headquarters:
Valcom, Inc.
5614 Hollins Road Roanoke, VA 24019-5056
Phone: (540) 563-2000 FAX: (540) 362-9800