

V-2900 ONE ZONE DOOR ANSWERING UNIT

INTRODUCTION

The V-2900 Door Answering Unit provides voice contact from a designated telephone station to a door. When used in conjunction with a door plate speaker, pressing the pushbutton on the door plate speaker will cause the phone to ring (1 second on, 4 seconds off). By answering the call, the system user can converse with the person at the door. (The telephone may also call the door speaker).

The V-2900 can be used with a dedicated single line telephone set, a loop start trunk port of a PABX or C. O. Line Position of an E-Key System.

Refer to Figure 1 for a block diagram of a typical installation.

FEATURES

- Loop start trunk access from a PABX or C. O. Line Position of an E-Key system
- Dedicated single line telephone access
- Phone to speaker volume control
- Speaker to phone volume control
- Screw terminals for all connections
- -24 Vdc powered (power supply included)
- Built-in 30 Hz ring generator
- Cycle ringing (1 second on, 4 seconds off)
- Tone at speaker when button pressed to access unit
- Automatic cut-off after approximately 8 rings or answer (whichever occurs first)

SPECIFICATIONS

Input Impedance:	600 Ohms
Input Level:	Nominally -10dBm
Output Impedance:	45 Ohms
Ring Supply:	90 Vac, 30Hz
Power Req.:	-24 Vdc at 250 mA nom.



Dimensions/Weight

- 8.25"H x 4.5"W x 2.35"D
(20.96cm H x 11.43cm W x 5.97cm D)
- Weight: 3.1 lbs. (1.41 kg)

Environment

Temperature:	0 to 50 Degrees C
Humidity:	0 to 85% non-precipitating

ACCESS

E-Key or PBX Access

When using the V-2900 with an Electronic Key system or PABX, the following equipment is required:

- 1) 1 V-2900 Door Answering Unit
- 2) 1 C.O. Line Position (E-Key) *OR*
1 Loop Start Trunk Port (PABX)
- 3) 1 Door Plate Speaker
- 4) 1 -24 Vdc power supply (included)

Single Line Phone Access

When using the V-2900 with a dedicated single line telephone, the following equipment is required: (NOTE: A dedicated single line telephone is one that is only connected to the V-2900 Door Answering Unit. A single line telephone may not be connected to both the V-2900 and a central office line.)

- 1) 1 V-2900 Door Answering Unit
- 2) 1 Single Line Telephone (Dedicated)
- 3) 1 Door Plate Speaker
- 4) 1 -24 Vdc power supply (included)

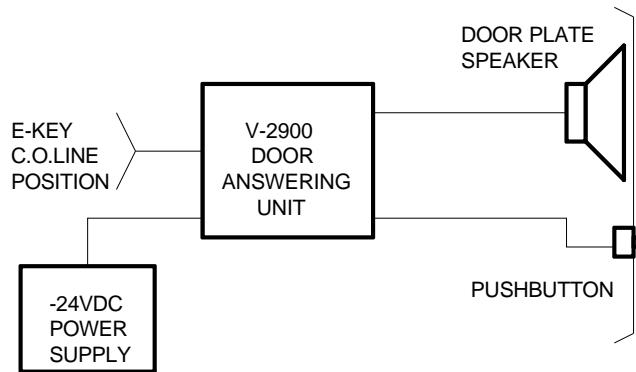


FIGURE 1 - SIMPLIFIED BLOCK DIAGRAM

INSTALLATION

Remove the metal mounting plate from the rear of the V-2900 enclosure. Using two #6 3/4" wood screws, mount the plate in a vacant space on the backboard with the telephone system common equipment. **Both mounting holes must be utilized to insure secure mounting of the unit.** See Figure A.

Open the V-2900 enclosure to access connections and option switches. Slide the rear of the unit (contains the board) onto the mounting plate and lock in place with screw provided. Make connections.

Connections

1. Connect Tip and Ring of the C.O. Line Port from a PABX, key system or single line phone to screw terminals labeled Tip and Ring on the V-2900.
2. Connect -24 Vdc ("-") terminal from the power supply to screw terminal on V-2900 labeled -24 Vdc.
3. Connect GND ("+" terminal) from the power supply to upper screw terminal on V-2900 labeled GROUND.
4. Connect talkback speaker Tip and Ring to screw terminals labeled SPKR on the V-2900.
5. Connect door pushbutton connections (momentary closure) to the second screw terminal labeled GROUND and SPKR SW on the V-2900. (See Figure 2).
6. Replace cover and lock in place using the #6 1/2" screw included with the unit.

Volume Controls

Two volume controls are used to adjust the phone to speaker volume and speaker to phone volume. (See Figure 2 for location).

OPERATION

The V-2900 is a single talkpath unit which allows an individual at an external location to converse with another individual inside a building. When the V-2900 is used with a door plate speaker, pressing the pushbutton on the door plate speaker will cause the phone to ring within the building (1 second on, 4 seconds off). By answering the call, the system user can converse with the person at the door. Similarly, the person at the telephone location may access the door speaker by dialing the access code or pressing the line button corresponding with the loop start trunk port or C. O. Line position of the PABX or E-Key system that the V-2900 is connected to. (In the case of a dedicated single line telephone, simply going off-hook will access the door speaker).

NOTE: Operation is the same when used with a dedicated single line telephone, loop start trunk port of a PABX, or C. O. Line position of an E-Key system.

TECHNICAL ASSISTANCE

Assistance in troubleshooting is available from the factory. When calling, you should have a VOM and a test set available and be calling from the job site. Call (540) 563-2000 and press 1 for Technical Support or visit our website at <http://www.valcom.com>.

Valcom equipment is not field repairable. Valcom, Inc. maintains service facilities in Roanoke, VA. Should repairs be necessary, attach a tag to the unit clearly stating company name, address, phone number, contact person, and the nature of the problem. Send the unit to:

Valcom, Inc.
Repair and Return Dept.
5614 Hollins Road
Roanoke, VA 24019-5056

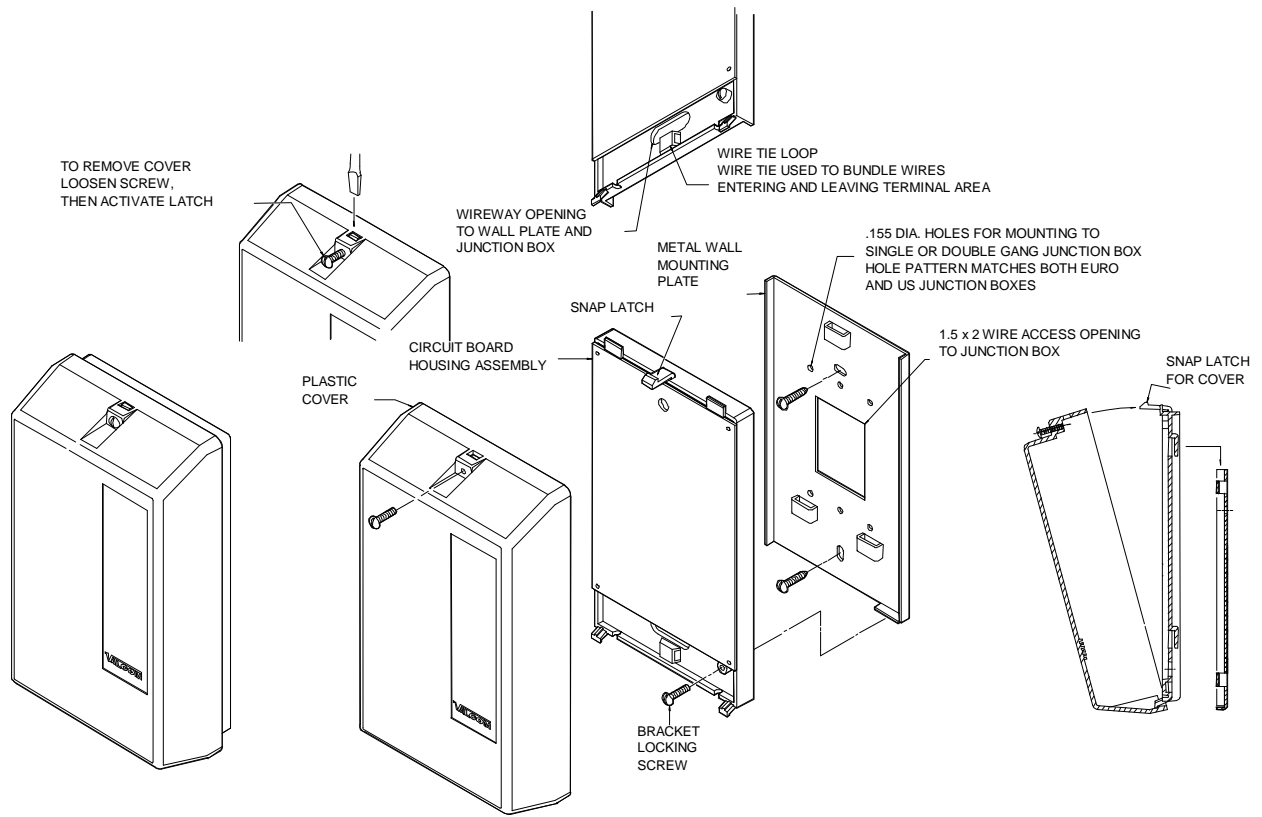


FIGURE A

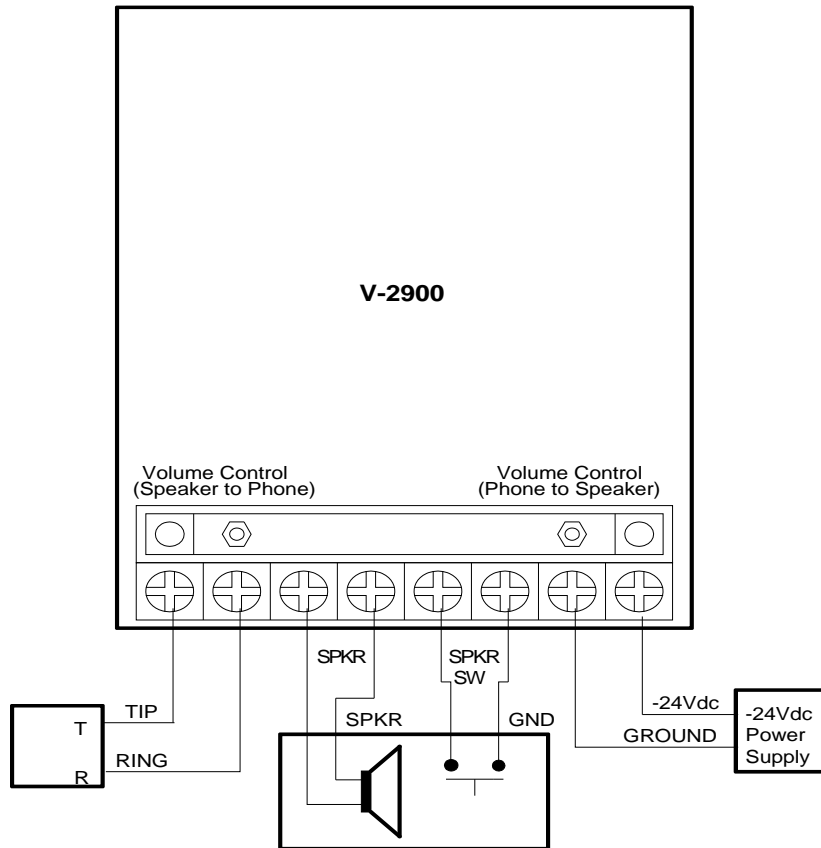


FIGURE 2 - CONNECTIONS

VALCOM LIMITED WARRANTY

Valcom, Inc. warrants its products only to the original purchaser, for its own use, to be free from defects in materials and workmanship under conditions of normal use and service for a period of one year from the date of shipment. This Limited Warranty obligation shall be limited to the replacement, repair or refund of any such defective device within the warranty period, provided that:

1. inspection by Valcom, Inc. indicates the validity of the claim;
2. the defect is not the result of damage, misuse or negligence after the original shipment;
3. the product has not been altered in any way or repaired by others and that factory sealed units are unopened (a service charge plus parts and labor will be applied to units defaced or physically damaged);
4. freight charges for the return of products to Valcom are prepaid;
5. all units 'out of warranty' are subject to a service charge. The service charge will cover minor repairs (major repairs will be subject to additional charges for parts and labor).

This Limited Warranty is in lieu of and excludes all other warranties, expressed or implied and in no event shall Valcom, Inc. be liable for any anticipated profits, consequential damages, loss of time or other losses incurred by the buyer in connection with the purchase, operation, maintenance, installation, removal or use of the product. The maximum liability of Valcom under this warranty is limited to the purchase price of the specific Product covered by the warranty.

Disclaimer. Except for the Limited Warranty provided herein, the product is provided "as-is" without any warranty of any kind whatsoever including, without limitation, any **WARRANTY OF MERCHANTABILITY, FITNESS FOR A PARTICULAR PURPOSE OR NON-INFRINGEMENT.**

This warranty specifically excludes damage incurred in shipment. In the event a product is received in damaged condition, the carrier should be notified immediately. Claims for such damage should be filed with the carrier involved in accordance with the F.O.B. point.

Headquarters:
Valcom, Inc.
5614 Hollins Road Roanoke, VA 24019-5056
Phone: (540) 563-2000 FAX: (540) 362-9800