

## V-1961 8" TALKBACK SPEAKER WITH SQUARE FACEPLATE

### INTRODUCTION

The V-1961, 8" 45 Ohm Talkback Speaker with Square Faceplate, is used with Valcom "Handsfree" Talkback Page Control units.

### DIMENSIONS/WEIGHT


- 11.5" H x 11.5" W x 3.7" D  
(29.2 cm x 29.2 cm W x 11.4 cm)
- Weight: 3.2 LBS (1.45 kg)

### Environment

Temperature: 0 to +40° C  
Humidity: 0 to 85% non-precipitating

### Mounting

Valcom offers three backboxes (not included) for mounting the V-1961 speaker. The VB-S11 (surface mount), VB-A13 (angled surface mount) and VB-R12 (recess mount) are all designed to fit the V-1961. Mount the backbox according to the instructions provided with the backbox. After mounting the backbox, connect the cable to the screw terminals on the amplifier. Mount the speaker baffle to the backbox with the hardware provided.



#### IMPORTANT

The speaker is no better than your ears. If you cannot carry on a conversation at normal voice levels over the required talkback distance, then the talkback page equipment will not function satisfactorily.

Use common sense when mounting a talkback speaker. The speaker should be as close as possible to the area where talkback is desired.

It should not be mounted close to or pointed at, noise producing equipment such as fans, air conditioners, machinery or compressors.

#### IMPORTANT SAFETY INFORMATION

#### CONSIGNES DE SÉCURITÉ IMPORTANTES

1. Read these instructions.  
*Lisez ces instructions.*
2. Keep these instructions.  
*Conservez ces instructions.*
3. Heed all warnings.  
*Respectez tous les avertissements.*
4. Follow all instructions.  
*Suivez toutes les instructions.*
5. Do not use this apparatus near water.  
*Ne pas utiliser cet appareil près de l'eau.*
6. Clean only with dry cloth.  
*Nettoyer avec un chiffon sec.*
7. Do not block any ventilation openings. Install in accordance with the manufacturer's instructions.  
*Ne pas bloquer les ouvertures de ventilation. Installer conformément aux instructions du fabricant.*
8. Do not install near any heat sources such as radiators, heat registers, stoves or other apparatus (including amplifiers) that produce heat.  
*Ne pas installer à proximité de sources de chaleur telles que radiateurs, registres de chaleur, poêles ou autres appareils (y compris les amplificateurs) produisant de la chaleur.*
9. Do not defeat the safety purpose of the polarized or grounding-type plug. A polarized plug has two blades with one wider than the other. A grounding type plug has two blades and a third grounding prong. The wide blade and the third prong are provided for your safety. If the provided plug does not fit into your outlet consult an electrician for replacement of the obsolete outlet.  
*Ne pas contourner le dispositif de sécurité de la fiche polarisée ou de mise à la terre. Une fiche polarisée possède deux lames dont une plus large que l'autre. Une fiche de terre a deux lames et une troisième broche de mise à la terre. La lame large et la troisième broche sont fournies pour votre sécurité. Si la fiche fournie ne rentre pas dans votre prise, veuillez consulter un électricien pour le remplacement de la prise obsolète.*
10. Protect the power cord from being walked on or pinched particularly at plugs, convenience receptacles and the point where they exit from the apparatus.
11. Only use attachments/accessories specified by the manufacturer.  
*N'utilisez que des fixations / accessoires spécifiés par le fabricant.*
12. Use only with the cart, stand, tripod, bracket or table specified by the manufacturer or sold with the apparatus. When a cart is used, use caution when moving the cart/apparatus combination to avoid injury from tip-over.  
*Utilisez uniquement avec le chariot, stand, trépied, support ou table spécifié par le fabricant ou vendu avec l'appareil. Quand un chariot est utilisé, Soyez prudent lorsque vous déplacez l'ensemble chariot / appareil pour éviter des blessures dues au renversement.*
13. Unplug this apparatus during lightning storms or when unused for a long period of time.  
*Débranchez cet appareil pendant les orages ou lorsqu'il n'est pas utilisé pendant une longue période de temps.*
14. Refer all servicing to qualified service personnel. Servicing is required when the apparatus has been damaged in any way. Such as when the power supply cord or plug is damaged, liquid has been spilled, objects have fallen into the apparatus or the apparatus has been exposed to rain or moisture and does not operate normally or has been dropped.  
*Confiez toute réparation à un personnel qualifié. Une réparation est nécessaire lorsque l'appareil a été endommagé de quelque façon. Par exemple lorsque le cordon d'alimentation ou la fiche est endommagé, du liquide a été renversé, si des objets sont tombés dans l'appareil ou le appareil a été exposé à la pluie ou à l'humidité et ne fonctionne pas normalement ou s'il est tombé.*



TYPICAL REPLY DISTANCE CHART

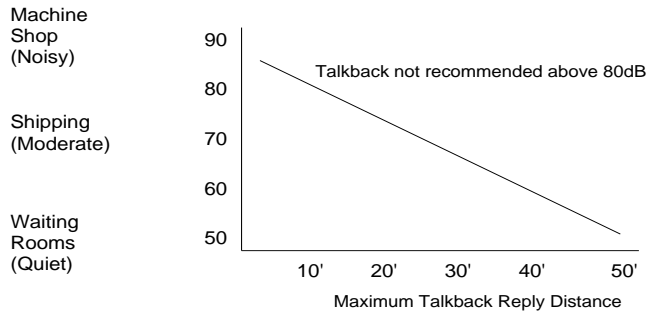


FIGURE 1: TYPICAL CONNECTIONS

**NOTE: Do not connect this speaker directly to a 25/70/100 Volt amplifier as damage to both the amplifier and speaker may occur. A V-1095 may be used to allow the use of Valcom self-amplified speakers on 70V speaker lines.**

**Limitations**

- Two talkback plus 40 one-way amplified speakers maximum per zone when mixing talkback and one-way paging.
- 800 feet maximum cable length to speaker from page control.  
**NOTE: Do not split pairs to speakers.**
- Do not use talkback in noisy areas (80dB or greater).

Valcom recommends that the total number of speakers per talkback zone be limited to two talkback and forty one-way self-amplified speakers. The reasoning behind this recommendations is simple. Whenever a page is made into a talkback zone, the paging party will hear audio from all of the talkback speakers in that zone. If a zone contains more than two talkback speakers, the talkback audio from the “extra” speakers will impede the quality of the talkback audio from the desired speaker. Additionally, there are limits to the number of talkback speakers that a page control will actually drive. Ideally, if a page were made into a talkback zone, all of the speakers would simply act like “one-way” speakers except for the one that is closest to the paged person

**INSTALLATION**

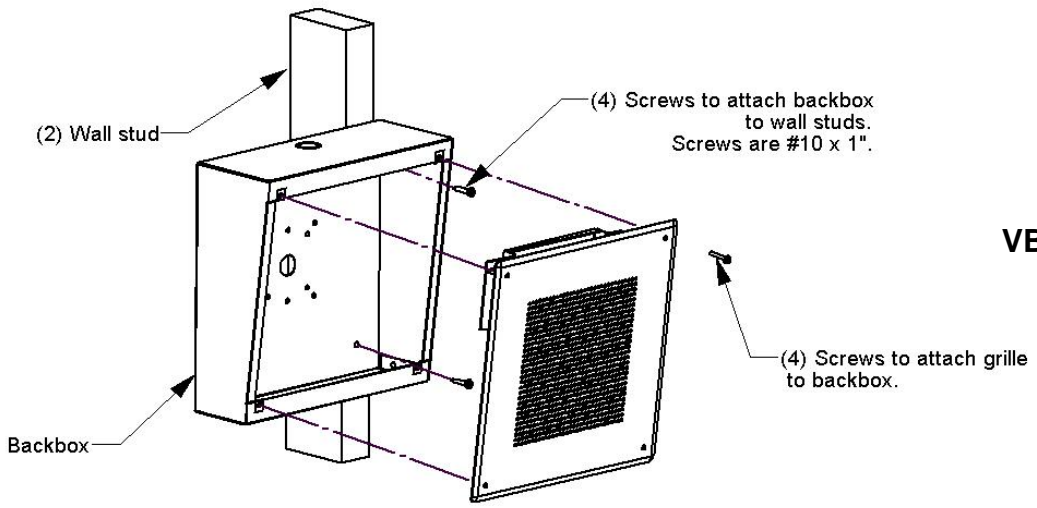
**Connections**

Two conductor twisted wire is required for the 45 Ohm talkback speakers. Standard 22 or 24 gauge station wire is acceptable. Shielded wire is not required or recommended.

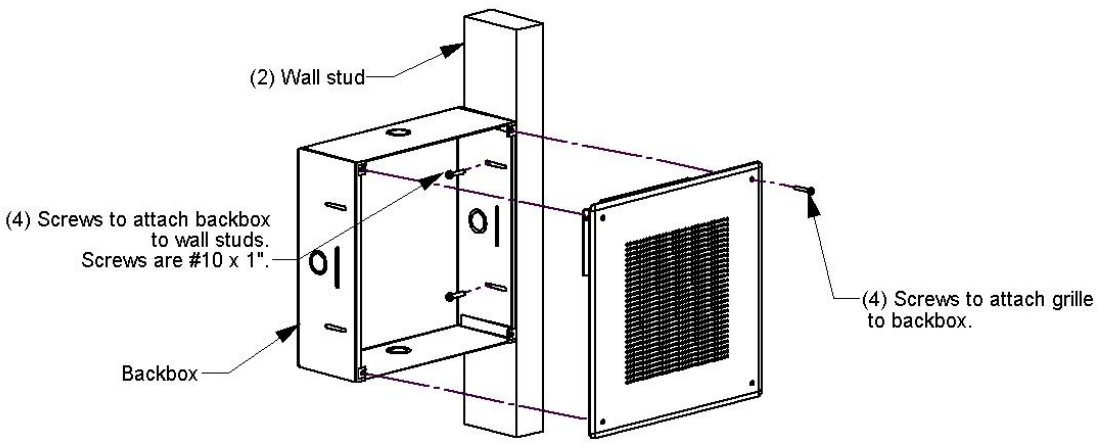
Connections are as follows:

- Speaker out from page control to speaker tip
- Speaker common to speaker ring

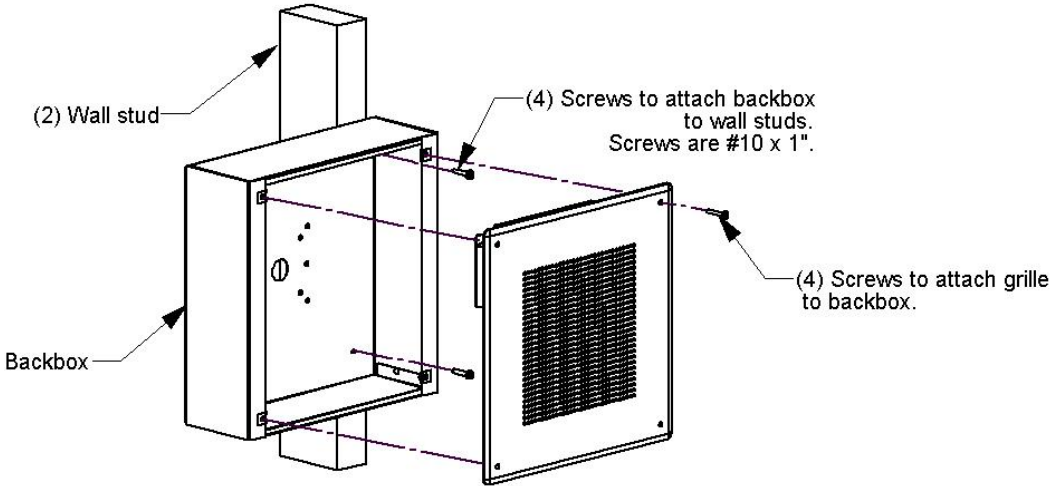
TROUBLESHOOTING CHART	
SYMPTOMS	ACTIONS
<ul style="list-style-type: none"> <li>• No sound in page mode</li> <li>• Low sound in page mode</li> <li>• Poor listening in talkback mode</li> </ul>	<ul style="list-style-type: none"> <li>• Check tip and ring for audio at speaker.</li> <li>• Check tip and ring for audio at control unit.</li> <li>• Check volume controls at page control.</li> <li>• Check talkback volume control at page control. Set control where audio is clearly audible.</li> <li>• Check presence and polarity of LED input signal.</li> </ul>



**VB-A13**



**VB-R12**



**VB-S11**

## TECHNICAL ASSISTANCE

When trouble is reported, verify power is being supplied to the unit and there are no broken connections. If a spare unit is available, substitute a spare unit for the suspected defective unit.

Assistance in troubleshooting is available from the factory. Call (540) 563-2000 and press 1 for Technical Support or visit our website at <http://www.valcom.com>

Valcom equipment is not field repairable. Valcom, Inc. maintains service facilities in Roanoke, VA. Should repairs be necessary, attach a tag to the unit clearly stating your company name, address, phone number, contact person and the nature of the problem. Send the unit to:

**Valcom, Inc.**  
**Repair & Return Dept.**  
**5614 Hollins Road**  
**Roanoke, Va. 24019-5056**

Information provided is subject to change

### VALCOM LIMITED WARRANTY

Valcom, Inc. warrants its products only to the original purchaser, for its own use, to be free from defects in materials and workmanship under conditions of normal use and service for a period of one year from the date of shipment. This Limited Warranty obligation shall be limited to the replacement, repair or refund of any such defective device within the warranty period, provided that:

1. inspection by Valcom, Inc. indicates the validity of the claim;
2. the defect is not the result of damage, misuse or negligence after the original shipment;
3. the product has not been altered in any way or repaired by others and that factory sealed units are unopened (a service charge plus parts and labor will be applied to units defaced or physically damaged);
4. freight charges for the return of products to Valcom are prepaid;
5. all units 'out of warranty' are subject to a service charge. The service charge will cover minor repairs (major repairs will be subject to additional charges for parts and labor).

**This Limited Warranty is in lieu of and excludes all other warranties, expressed or implied and in no event shall Valcom, Inc. be liable for any anticipated profits, consequential damages, loss of time or other losses incurred by the buyer in connection with the purchase, operation, maintenance, installation, removal or use of the product. The maximum liability of Valcom under this warranty is limited to the purchase price of the specific Product covered by the warranty.**

**Disclaimer.** Except for the Limited Warranty provided herein, the product is provided "as-is" without any warranty of any kind whatsoever including, without limitation, any **WARRANTY OF MERCHANTABILITY, FITNESS FOR A PARTICULAR PURPOSE OR NON-INFRINGEMENT.**

This warranty specifically excludes damage incurred in shipment. In the event a product is received in damaged condition, the carrier should be notified immediately. Claims for such damage should be filed with the carrier involved in accordance with the F.O.B. point.

Headquarters:

Valcom, Inc.

5614 Hollins Road Roanoke, VA 24019-5056

Phone: (540) 563-2000 FAX: (540) 362-9800