

VP-1024 24 VOLT POWER SUPPLY

INTRODUCTION

This instruction covers the specifications and information necessary to install and maintain the VP-1024, 24 volt power supply offered by Valcom, Inc.

DESCRIPTION

The VP-1024 power supply consists of a transformer, rectifier, and regulator which provides a dc output of 24 volts at 1.0 amperes. The power supply operates on a nominal 117 volt, 60 Hz single phase input. The VP-1024 is short circuit protected.

INSTALLATION

The power supply plugs into an ac receptacle. No special tools are required for installation.


When using the VP-1024 with Valcom page control units, a strap should be added from the local ground to the "+" terminal of the power supply. Connections to Valcom page control units are shown in Figure 1.

When installing Valcom one-way amplified horns, connect the white and black wires of the horn to the power supply "-" and "+" terminals respectively.

When installing Valcom one-way speakers, connect the -24V and ground terminals of the speaker to the power supply "-" and "+" terminals respectively.

NOMINAL SPECIFICATIONS

AC Input:	105-130VAC, 60Hz, .56 Amp
DC Output Voltage:	24V " 10%
Current:	1.0 amps
Dimensions:	6.5"H x 3.75"W x 2.25"D (16.5cm H x 9.525cm W x 5.7cm D)
Weight:	1.9 lbs. (.86 kg)



TECHNICAL ASSISTANCE

When trouble is reported, verify that AC power is being supplied to the unit. To test the power supply, remove all output connections and measure the output voltage with a meter. If no voltage is measured, replace the unit.

Assistance in troubleshooting is available from the factory. When calling you should have a VOM and a test set available and be calling from the job site. Call (540) 427-3900 and ask for Technical Support, or call (540) 427-6000 for Valcom 24-hour Automated Support or visit our website at <http://www.valcom.com>.

Valcom equipment is not field repairable. Valcom, Inc. maintains service facilities in Roanoke, VA. Should repairs be necessary, attach a tag to the unit clearly stating your company name, address, phone number, contact person, and the nature of the problem. Send the unit to:

**Valcom, Inc.
Repair and Return Dept.
5614 Hollins Road
Roanoke, VA 24019-5056**

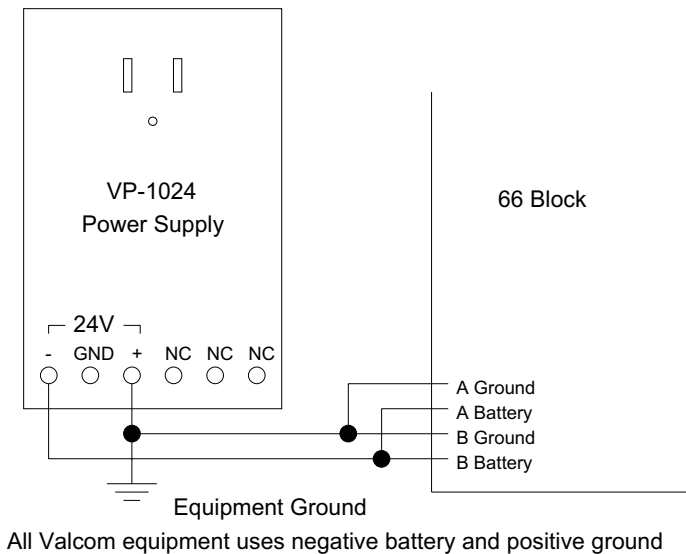


Figure 1 - Connections to Valcom Page Control Units

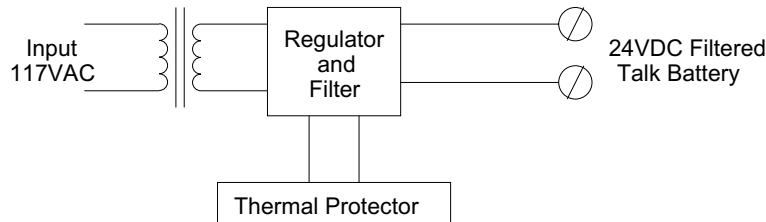


Figure 2 - Simplified Schematic

VALCOM LIMITED WARRANTY

Valcom, Inc. warrants its products to be free from defects in materials and workmanship under conditions of normal use and service for a period of one year from the date of shipment. The obligation under this warranty shall be limited to the replacement, repair or refund of any such defective device within the warranty period, provided that:

1. inspection by Valcom, Inc. indicates the validity of the claim,
2. the defect is not the result of damage, misuse, or negligence after the original shipment.
3. the product has not been altered in any way or repaired by others and that factory sealed units are unopened (A service charge plus parts and labor will be applied to units defaced or physically damaged),
4. freight charges for the return of products to Valcom are prepaid,
5. all units 'out of warranty' are subject to a service charge. The service charge will cover minor repairs (Major repairs will be subject to additional charges for parts and labor).

This warranty is in lieu of and excludes all other warranties, expressed or implied, and in no event shall Valcom, Inc. be liable for any anticipated profits, consequential damages, loss of time or other losses incurred by the buyer in connection with the purchase, operation, or use of the product.

This warranty specifically excludes damage incurred in shipment. In the event a product is received in damaged condition, the carrier should be notified immediately. Claims for such damage should be filed with the carrier involved in accordance with the F.O.B. point.

Headquarters:
Valcom, Inc.
1111 Industry Avenue
Roanoke, VA 24013
Phone: (540) 427-3900
FAX: (540) 427-3517

In Canada
CMX Corporation
35 Van Kirk Drive #11 and 12
Brampton, Ontario L7A1A5
Phone: (905) 456-1072
FAX: (905) 456-2269