

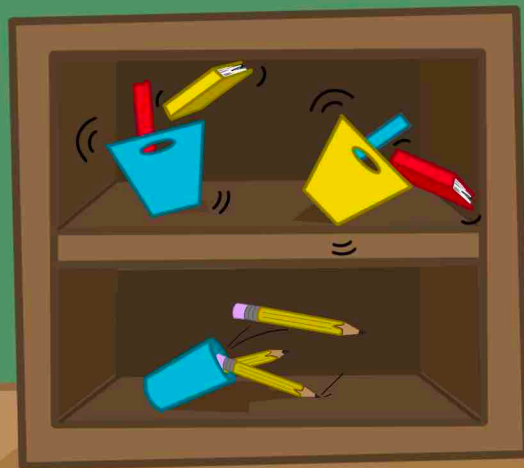



The Hero In You Foundation presents

# Rocket's

## EARTHQUAKE SAFETY

### ACTIVITY BOOK



In Partnership with




**Hi I'm Rocket, your Earthquake Expert.  
Finish the activities in this book and you  
will be an earthquake expert too!**



# WHAT IS AN EARTHQUAKE?

When the ground shakes, we call it an earthquake. Sometimes it shakes a little, and sometimes it shakes a lot. Earthquakes can damage buildings and make things fall. Sometimes people get hurt.

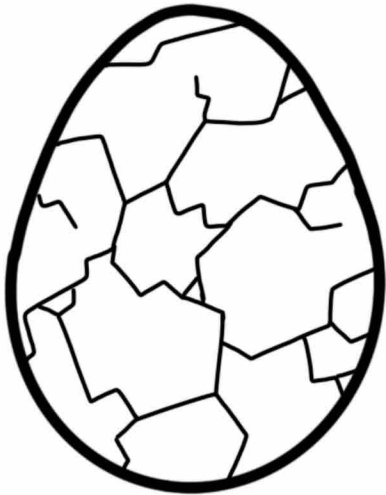
Earthquakes are sometimes followed by more quakes which are called aftershocks. They are usually smaller and can happen for many days or longer.



Color this page.

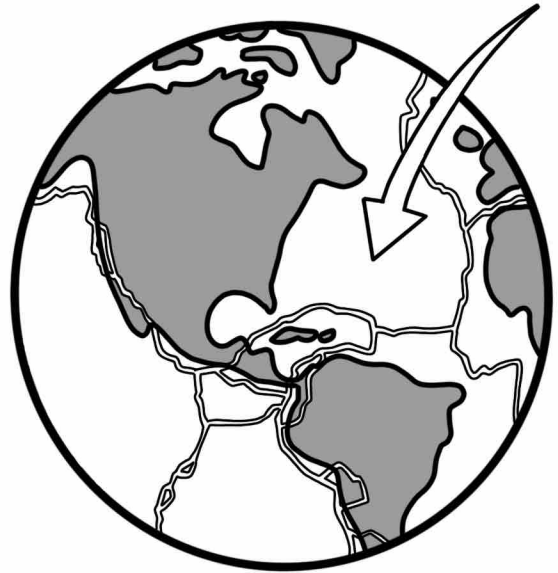


# WHY DO EARTHQUAKES HAPPEN?




The surface of the **EARTH** is like a cracked eggshell.

**PLATE**



The pieces are called **PLATES**. All the pieces are moving very slowly. Usually they are stuck together along their edges which are called **FAULTS**.

**FAULT**



Sometimes the pieces **SLIP** quickly along **FAULTS**, and the **GROUND SHAKES**. This is called an **EARTHQUAKE!**



Use the information about earthquakes from page 2 to help you fill in the crossword puzzle!



**Across**

- 2. The outside of the \_\_\_\_\_ is like a cracked eggshell.
- 3. Sometimes, the pieces \_\_\_\_\_ quickly along faults and the ground shakes!
- 5. When pieces of Earth slip quickly along the faults the ground \_\_\_\_\_!


6. When the ground shakes, this is called an \_\_\_\_\_.

**Down**

- 1. The edges of Earth's plates are called \_\_\_\_\_.
- 4. Pieces of Earth's surface are called \_\_\_\_\_.
- 7. During an earthquake, the \_\_\_\_\_ shakes.

# LET'S GO ON A HAZARD HUNT

Many things in your house can fall and hurt you. Move them to a lower place or secure them so they don't fall.



Put an "X" on the items that can hurt you if they fall. Color this page.

# FAMILY EMERGENCY PLAN

Make sure you and your family have an emergency plan that includes a safe meeting spot.

Fill out the contact list below so you and your family can find each other if you are separated.

## MY EMERGENCY INFORMATION

Name:

Birth Date:

My Address:

Meeting Spot:

My Phone #:

Medical Conditions:

Allergies:

Medications:

### EMERGENCY NUMBERS :

Police:

Parent/Guardian Phone:

Parent/Guardian Phone:

Relative Phone:

Neighbor Phone:



# EARTHQUAKE SUPPLIES:

## ARE YOU PREPARED?

Make sure you have a “go bag” for your family in case you need to evacuate after the shaking stops.



Circle the items you need in your “go bag”. Then, color this page.



You also need your own "Under-Bed" bag so you can safely leave the house. Make sure the bag is tied to your bed.



Circle the items that need to go in the bag. Then color this page.


# DURING AN EARTHQUAKE

When the ground shakes, or you get an **ALERT** (page 10), you should **DROP** where you are, **COVER** your head and neck, and **HOLD ON**.

- stay away from glass and windows
- do not stand in a doorway
- do not run outside
- if possible, get under a desk or table



## DROP



## COVER



## HOLD ON



8



Draw a line to match the words to the correct picture of Rocket. Color this page.



Outside, move to a large open area.



In a car, stop at the side of the road. Stay in the car until the shaking stops.



In bed, turn on your stomach and cover your head and neck with a pillow.



In a wheelchair, lock your wheels and cover your head and neck.




Color this page.

# EARLY WARNING SYSTEM

If you are close to an earthquake, you may get an **ALERT** on your cell phone, wireless device, TV, radio or PA system.

If you hear an **ALERT**, don't wait for shaking to...  
**DROP, COVER** and **HOLD** on.


If you feel shaking or get an earthquake **ALERT**, it's time to...  
**DROP, COVER** and **HOLD** on.



# 9-1-1

Listen to your local radio station for updates on the earthquake.

If you have a real emergency,  
like a fire or serious injury,  
you can call 9-1-1.  
Remember to stay calm.



The numbers 9-1-1 are in order in this number search 5 times. We circled one. Circle the other 4. Color this page.

# KNOW YOUR EARTHQUAKE FACTS



Sit down with your family and answer the questions below.

1. What is an earthquake? (Page 1) \_\_\_\_\_  
\_\_\_\_\_
2. What is it called when earthquakes follow earthquakes? (Page 1) \_\_\_\_\_
3. What should you do with large items in your house that could fall? (Page 4) \_\_\_\_\_  
\_\_\_\_\_
4. Do you know your address and phone number? (Page 5) \_\_\_\_\_  
\_\_\_\_\_
5. What items go in your Go Bag? (Page 6) \_\_\_\_\_  
\_\_\_\_\_
6. What items go in your Under Bed Bag? (Page 7) \_\_\_\_\_  
\_\_\_\_\_
7. What should you do when the ground shakes? (Page 8) \_\_\_\_\_  
\_\_\_\_\_
8. When the ground shakes, should you run outside? (Page 9) \_\_\_\_\_  
\_\_\_\_\_
9. When the ground shakes, should you get under a desk? (Page 9) \_\_\_\_\_  
\_\_\_\_\_
10. When the ground shakes and you are in bed, what do you do? (Page 9) \_\_\_\_\_  
\_\_\_\_\_
11. If you have a real emergency, what number do you call? (Page 11) \_\_\_\_\_  
\_\_\_\_\_
12. If you get an earthquake alert on your phone, what should you do? (Page 10) \_\_\_\_\_  
\_\_\_\_\_

---

## Answers to page 3 crossword puzzle

12

### Across

2. Earth    5. Shakes  
3. Slip    6. Earthquake

### Down

1. Fault                    7. Ground  
4. Plates

# GREAT JOB!

**Certificate of Achievement!**  
**Congratulations to**

**You are an Earthquake Expert!**

Date \_\_\_\_\_

Signature Rocket 



The Hero In You  
Foundation

**Color and fill out this certificate and put it on your wall.**





Earthquakes shake the ground, damage buildings, and can injure people.


Rocket's Earthquake Safety Activity Book teaches kids the tools they need to stay safe and prepared.

## EARTHQUAKE SAFETY CHECKLIST

- Prepare an **EARTHQUAKE GO BAG** in case you need to evacuate.
- Know your **EMERGENCY CONTACTS'** phone numbers.
- When an earthquake happens, you should **DROP, COVER, and HOLD ON.**
- SECURE HEAVY ITEMS** so they don't fall.
- STAY CALM** to make better decisions.

*"Because of school drills such as ShakeOut, kids often know more about how to be earthquake safe than their parents! Rocket's Earthquake Safety Activity Book is a fun way for kids to learn more and help their entire family be better prepared."*

**Mark Benthien**, Outreach Director, Southern California Earthquake Center



@RocketRules1

  
The Hero In You  
foundation

TWO BIRDS ARTWORK

Printed in the United States of America  
ISBN 978-0-578-72673-1  
A 501(c)(3) Nonprofit Organization  
© 2020 Bunni and Rick Benaron

**RocketRules.Org**

